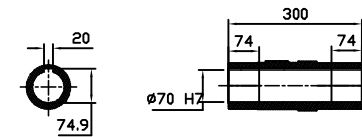
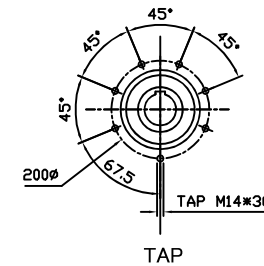
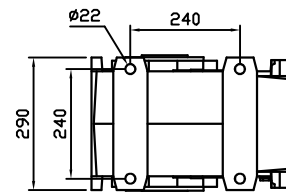
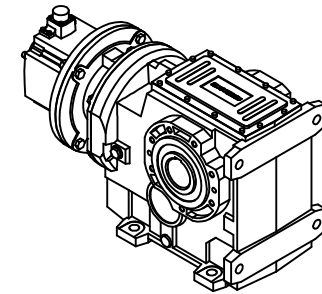
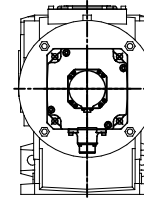
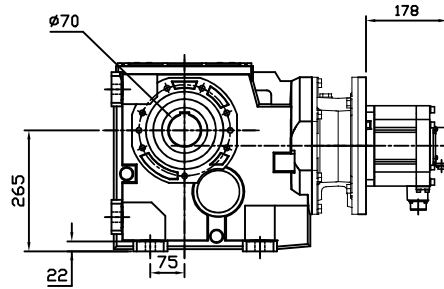
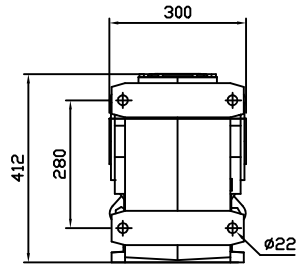


REDUCER SPEC	
MODEL	B143
SERVICE FACTOR	1.8
RATIO	105.83
OUTPUT [rpm]	18
OUTPUT TORQUE [Nm]	2274.2
BACKLASH [arc-m]	20' - 25'
WEIGHT [kg]	127
MOTOR SPEC	
MODEL	HG-SR502
POWER [kW]	5
INPUT [rpm]	2000
WEIGHT [kg]	20



OUTPUT HOLLOW SHAFT

(주)한국체인모터

Tel. 032-815-8888 Fax. 815-8020
www.hcmfa.com

PROJECT		MOTOVARIO					
DRAWN	SEO Y.S	DATE		REV	A	SCALE	1:1
CHECKED	KIM J.S	DATE		UNIT	MM	PAGE	-
APPROVED	LEE J.Y	DATE					